



**Cooking Range Line thermaline 85  
1000 mm Closed Work top, 1 Side -  
Marine USPHS only M2M**

ITEM # \_\_\_\_\_

MODEL # \_\_\_\_\_

NAME # \_\_\_\_\_

SIS # \_\_\_\_\_

AIA # \_\_\_\_\_



588726 (HBNABBJOOM)

Closed Work Top, one-side operated with splashback - Marine USPHS (only M2M)

**Short Form Specification**

Item No. \_\_\_\_\_

Closed work top, 1000 mm wide, constructed according to DIN 18860\_2 with 20 mm drop nose top and 120 mm recessed plinth. Internal frame for heavy duty sturdiness in stainless steel. 3mm top with 3 mm reinforcement in 1.4301 (AISI 304). Configuration: one side operated. Can be installed on any base, also from other supplier. Bases must be designed according to the TL90 and TL85 construction guidelines.

**Main Features**

- All major components may be easily accessed from the front.
- IPX6 water protection.

**Construction**

- Internal frame for heavy duty sturdiness in 1.4301 (AISI 304).
- Unit constructed according to DIN 18860\_2 with 20 mm drop nose top.
- 3mm top with 3 mm reinforcement in 1.4301 (AISI 304).

**Optional Accessories**

- Portioning shelf 1000x65mm - PNC 913713  Marine USPHS (only M2M)

APPROVAL: \_\_\_\_\_

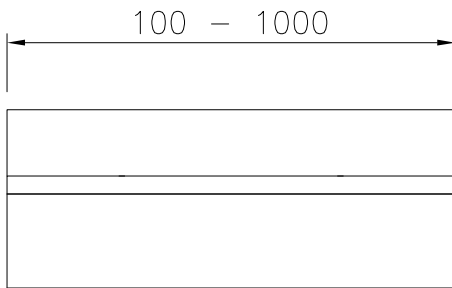




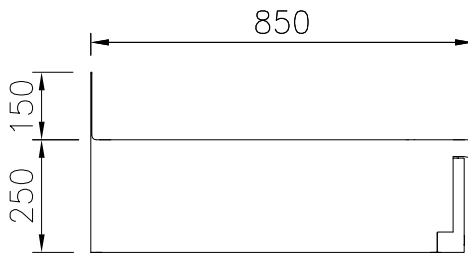
**Electrolux**  
PROFESSIONAL

## Cooking Range Line thermaline 85 1000 mm Closed Work top, 1 Side - Marine USPHS only M2M

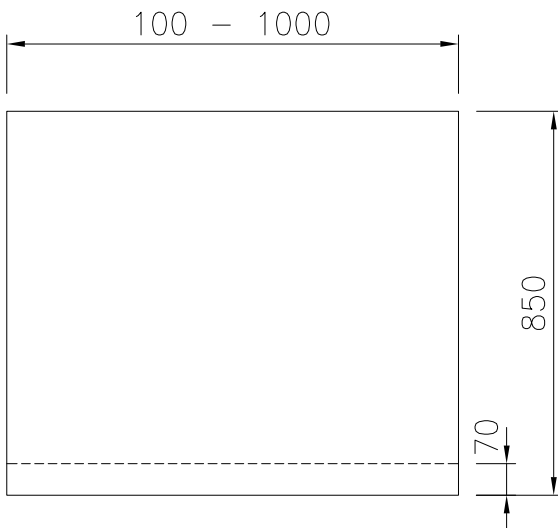
Front



Side



Top



### Key Information:

External dimensions, Width:	
588726 (HBNABBJOOM)	1000 mm
External dimensions, Depth:	850 mm
External dimensions, Height:	250 mm
Net weight:	55 kg

Cooking Range Line thermaline 85  
1000 mm Closed Work top, 1 Side - Marine USPHS only M2M

The company reserves the right to make modifications to the products  
without prior notice. All information correct at time of printing.

2026.04.03